

 **MENNEKES®**

Plugs for the world

Industrial plugs and sockets



International
Edition

Global focus

Well known internationally and certified.



MENNEKES plugs and sockets are well known all over the world – and comply with the relevant national and international standards.

More than half of our products are destined for international markets. This is why MENNEKES also has a global presence, with subsidiaries and agencies in more than 90 countries. When plugs and sockets are being tested by independent testing authorities, such as the VDE Testing and Certification Institute, the test reports are compiled according to CCA or CB-II procedures. They then serve as the basis for approvals in other countries, such as those whose national test marks are shown below. For plugs and sockets for USA and Canada please contact us.



Argentina



Austria



Belgium



Canada



Croatia



Czech Republic



Denmark



Finland



France



Germany



Great Britain



Hungary



Italy



Netherlands



Norway



PR China



Poland



Russia



Slovakia



Spain



South Africa



Sweden



Switzerland



USA

Family business

MENNEKES is a family-run business - like most of our customers' companies.

Perhaps this is also the reason behind our legendary customer focus. At MENNEKES, an 800-strong global workforce produces plugs and sockets for international markets. From its headquarters in Kirchhundem and its Neudorf plant in the Erzgebirge. In addition, a production plant in Nanjing supplies the Chinese market exclusively.



Neudorf plant




Nanjing plant (to serve the Chinese market)



Kirchhundem headquarters

When a MENNEKES product leaves our works, it has already survived the harshest testing. In our test lab it is exposed to cold, heat, dust and water over and over again. Only the products that withstand these tests are worthy of the name MENNEKES. Our products are of course certified to national and international standards by renowned institutions.



Only the combination of first-class raw materials and advanced manufacturing processes guarantees a premium product. This is why we use only first-grade granules which are processed by a highly skilled workforce in state-of-the-art production facilities to create certified MENNEKES products.

CEE receptacles 16A and 32A, screwless connection technique

Other voltages and frequencies available on request.

Wall mounted receptacles with TwinCONTACT



screwless spring terminals

A	P	110V	230V	400V
16	3	1340	1341	—
16	4	—	1342	1343
16	5	—	—	31
32	3	1345	1346	—
32	4	—	1347	1348
32	5	—	—	32

▲ IP 44

Wall mounted receptacles with TwinCONTACT



screwless spring terminals

A	P	110V	230V	400V
16	3	—	—	—
16	4	1750	1751	418
16	5	1755	1756	419
32	3	1851	420	1852
32	4	1855	1856	421
32	5	1860	1861	422

▲ IP 44

Wall mounted receptacles with TwinCONTACT



screwless spring terminals

A	P	110V	230V	400V
16	3	1719	1720	1721
16	4	—	1723	1724
16	5	—	1730	3331
32	3	—	—	—
32	4	—	—	—
32	5	—	—	—

▲ IP 44

Wall mounted receptacles with TwinCONTACT



screwless spring terminals

A	P	110V	230V	400V
16	3	1867	241	1868
16	4	1870	1871	242
16	5	1875	1876	200
32	3	1877	243	1878
32	4	1879	1880	244
32	5	1884	1885	245

▲▲ IP 67

Panel mounted receptacles with TwinCONTACT



screwless spring terminals, straight

A	P	110V	230V	400V
16	3	1667	1668	1669
16	4	1672	1673	1674
16	5	1678	1679	3385
32	3	1786	1787	1788
32	4	1789	1790	1791
32	5	1795	1796	1797

▲ IP 44

Panel mounted receptacles with TwinCONTACT



screwless spring terminals, angled 20°

A	P	110V	230V	400V
16	3	1631	1632	1633
16	4	1636	1637	1638
16	5	1642	1643	3473
32	3	1733	1734	1735
32	4	1738	1739	1740
32	5	1744	1745	1746

▲ IP 44

Panel mounted receptacles with TwinCONTACT



screwless spring terminals, straight

A	P	110V	230V	400V
16	3	1707	1708	1709
16	4	1710	1711	1712
16	5	1716	1717	1131
32	3	1809	1810	1811
32	4	1812	1813	1814
32	5	1818	1819	1820

▲▲ IP 67

Panel mounted receptacles with TwinCONTACT



screwless spring terminals, angled 20°

A	P	110V	230V	400V
16	3	1700	1701	1702
16	4	—	1703	1704
16	5	—	—	3485
32	3	1801	1802	1803
32	4	—	1804	1805
32	5	—	—	1808

▲▲ IP 67

Panel mounted receptacles RAPIDO® with TwinCONTACT



screwless spring terminals, central fixing, 61 mm Ø mounting hole

A	P	110V	230V	400V
16	3	1132	997	—
16	4	—	—	—
16	5	—	—	—
32	3	—	—	—
32	4	—	—	—
32	5	—	—	—

▲ IP 44

Panel mounted receptacles RAPIDO® with TwinCONTACT




screwless spring terminals, central fixing, 70 mm Ø mounting hole

A	P	110V	230V	400V
16	3	—	—	—
16	4	—	1133	998
16	5	—	—	907
32	3	1135	987	—
32	4	—	1166	988
32	5	—	—	989

▲ IP 44

TwinCONTACT Screwless connection technique

without screws, double terminal with split spring for through-wiring.



RAPIDO®

RAPIDO® receptacles are available with screw terminals or with screwless TwinCONTACT.

16A, 3p:

for mounting holes 61 mm diam. and wall thickness from 2 up to 5 mm.

16A, 4p + 5p and 32A:

for mounting holes 70 mm diam. and wall thickness from 2 up to 9 mm.



CEE connectors 16A up to 125A

63A: SoftCONTACT, 125A: TorsionSpringCONTACT

Other voltages and frequencies available on request.



Plugs for the world

Connectors AM-TOP®

single part body, screw terminals

A	P	110V	230V	400V
16	3	509	510	511
16	4	512	513	514
16	5	518	519	5
32	3	521	522	523
32	4	524	525	526
32	5	530	531	6

▲ IP 44

Connectors ProTOP

split body, screw terminals

A	P	110V	230V	400V
16	3	179	180	181
16	4	—	193	194
16	5	—	—	15
32	3	121	122	—
32	4	—	125	126
32	5	—	—	16

▲ IP 44

Connectors StarTOP® with SafeCONTACT

screwless with insulation displacement technique

A	P	110V	230V	400V
16	3	979	980	—
16	4	—	993	994
16	5	—	—	35
32	3	725	731	—
32	4	—	761	763
32	5	—	—	36

▲ IP 44

Connectors PowerTOP® Xtra

with rubberised grip area, for toughest conditions

A	P	110V	230V	400V
63	3	14101	14102	—
63	4	—	14105	14106
63	5	—	14111	14112
125	3	—	—	—
125	4	—	—	—
125	5	—	—	—

▲ IP 44

Connectors AM-TOP®

single part body, screw terminals

A	P	110V	230V	400V
16	3	539	540	541
16	4	542	543	544
16	5	548	549	550
32	3	551	552	553
32	4	554	555	556
32	5	560	561	562

▲ IP 67

Connectors PowerTOP®

with external strain relief

A	P	110V	230V	400V
16	3	3859	3860	3862
16	4	3869	3873	3871
16	5	3879	3883	3881
32	3	3887	3888	3891
32	4	3896	3899	3897
32	5	3905	3909	3907

▲ IP 67

Connectors PowerTOP® Xtra

with rubberised grip area, for toughest conditions

A	P	110V	230V	400V
63	3	14201	14202	14203
63	4	14204	14205	14206
63	5	14210	14211	14212
125	3	14215	14216	—
125	4	14217	14218	14219
125	5	14223	14224	14225

▲ IP 67

Angled connector

A	P	110V	230V	400V
16	3	—	1438	—
16	4	—	—	—
16	5	—	—	—
32	3	—	—	—
32	4	—	—	—
32	5	—	—	—

▲ IP 44

PowerTOP® Xtra



PowerTOP® Xtra is rubberised for the best grip. Improved impact resistance even under humid conditions. Highly heat-resistant contact carrier, frame terminals, cable gland and sealing, strain relief and protection against kinking. Enclosure with thread lock, two safety slides and plugs with nickel-plated contacts.

Connectors 63A with **SoftCONTACT** and 125A with **TorsionSpringCONTACT**.

SoftCONTACT



TorsionSpringCONTACT



StarTOP®



with SafeCONTACT, screwless with insulation displacement technique, cable gland with sealing, strain relief and protection against kinking, 2-part enclosure with thread and locking slider.




CEE receptacles switched, interlocked, 16A up to 125A

63A: SoftCONTACT, 125A: TorsionSpringCONTACT. CEE receptacles with DUO-interlock can be padlocked.

Other voltages and frequencies available on request.


Wall mounted receptacles with mechanical DUO-interlock



A	P	110V	230V	400V
16	3	7010	7002	—
16	4	5457	5099	5100
16	5	5459	5102	5103
32	3	5743	5696	—
32	4	5460	5104	5105
32	5	5462	5107	5108

⚠ IP 44


Wall mounted receptacles with mechanical DUO-interlock



A	P	110V	230V	400V
16	3	7011	7012	—
16	4	—	5599	5600
16	5	—	5602	5603
32	3	5924	5793	—
32	4	—	5604	5605
32	5	—	5607	5608

⚠ IP 67


Wall mounted receptacles with mechanical DUO-interlock



A	P	110V	230V	400V
63	3	6569	6571	—
63	4	—	5955	5956
63	5	—	—	5959
125	3	—	—	—
125	4	—	—	—
125	5	—	—	—

⚠ IP 44


Wall mounted receptacles with mechanical DUO-interlock



A	P	110V	230V	400V
63	3	5925	5911	—
63	4	—	5109	5110
63	5	—	5112	5113
125	3	7060	7000	—
125	4	—	5887	5691
125	5	—	5888	5692

⚠ IP 67


Wall mounted receptacles with mechanical DUO-interlock



A	P	110V	230V	400V
16	3	7602	7603	—
16	4	—	7604	7605
16	5	—	—	7607
32	3	7611	7612	—
32	4	—	7613	7614
32	5	—	—	7616

⚠ IP 44


Wall mounted receptacles with mechanical DUO-interlock



A	P	110V	230V	400V
16	3	7620	7621	—
16	4	—	7623	7624
16	5	—	—	7626
32	3	7628	7629	—
32	4	—	7633	7634
32	5	—	—	7636

⚠ IP 67


Panel mounted receptacles with mechanical DUO-interlock



A	P	110V	230V	400V
16	3	7502	7503	—
16	4	—	7504	7505
16	5	—	—	7507
32	3	7511	7512	—
32	4	—	7513	7514
32	5	—	—	7516

⚠ IP 44


Panel mounted receptacles with mechanical DUO-interlock



A	P	110V	230V	400V
16	3	7520	7521	—
16	4	—	7523	7524
16	5	—	—	7526
32	3	7530	7531	—
32	4	—	7533	7534
32	5	—	—	7536

⚠ IP 67

Wall mounted receptacles with mechanical DUO-interlock




fused, DIN-rail

A	P	110V	230V	400V
16	3	—	7213	—
16	4	—	—	5610
16	5	—	—	5613
32	4	—	—	5615
32	5	—	—	5618
63	4	—	—	6059
63	5	—	—	6062

⚠ IP 44

Wall mounted receptacles with mechanical DUO-interlock




fused, DIN-rail

A	P	110V	230V	400V
16	3	—	7050	—
16	4	—	—	5630
16	5	—	—	5633
32	4	—	—	5635
32	5	—	—	5638
63	4	—	—	5640
63	5	—	—	5643

⚠ IP 67

Wall mounted receptacles with mechanical DUO-interlock




fused, MCB

A	P	110V	230V	400V
16	3	—	7216	—
16	4	—	—	7217
16	5	—	—	7218
32	4	—	—	7219
32	5	—	—	7220
63	4	—	—	7221
63	5	—	—	7222

⚠ IP 44

Wall mounted receptacles with mechanical DUO-interlock



fused, MCB

A	P	110V	230V	400V
16	3	—	7238	—
16	4	—	—	7239
16	5	—	—	7240
32	4	—	—	7241
32	5	—	—	7242
63	4	—	—	7243
63	5	—	—	7244

⚠ IP 67

Mechanical DUO-interlock



After insertion and switching on, the plug is interlocked in the ON-position.

After switching off and withdrawing, the switch is locked in the OFF-position.



Phase inverter plugs/inlets 16A and 32A Plugs and sockets for low voltage

Other voltages and frequencies available on request.

Plugs for the world

Phase inverter plugs AM-TOP®



single part
body, screw
terminals

⚠ IP 44

A	P	110V	230V	400V
16	3	—	—	—
16	4	—	338	339
16	5	—	318	319
32	3	—	—	—
32	4	—	396	397
32	5	—	321	322

Phase inverter plugs ProTOP



split body,
screw
terminals

⚠ IP 44

A	P	110V	230V	400V
16	3	—	—	—
16	4	—	—	—
16	5	—	—	3319
32	3	—	—	—
32	4	—	—	—
32	5	—	—	3322

Wall mounted phase inverter inlets



⚠ IP 44

A	P	110V	230V	400V
16	3	—	—	—
16	4	—	—	—
16	5	—	—	3517
32	3	—	—	—
32	4	—	—	—
32	5	—	—	3523

Panel mounted phase inverter inlets



⚠ IP 44

A	P	110V	230V	400V
16	3	—	—	—
16	4	—	3348	3350
16	5	—	—	20970
32	3	—	—	—
32	4	—	3355	3356
32	5	—	3717	21241

Panel mounted phase inverter inlet



⚠ IP 44

A	P	110V	230V	400V
16	3	—	—	—
16	4	—	—	—
16	5	—	—	854
32	3	—	—	—
32	4	—	—	—
32	5	—	—	—

Wall mounted receptacles for low voltage



⚠ IP 44

A	P	20-25V 50 a. 60 Hz	40-50V 50 a. 60 Hz	20-25V/ 40-50V 100-200 Hz
16	2	1825	1831	—
16	3	1832	1837	1835
32	2	1838	1844	—
32	3	1845	1850	1848

Panel mounted receptacles for low voltage



⚠ IP 44

A	P	20-25V 50 a. 60 Hz	40-50V 50 a. 60 Hz	20-25V/ 40-50V 100-200 Hz
16	2	603	604	—
16	3	610	611	612
32	2	616	617	—
32	3	623	624	625

Plugs for low voltage



⚠ IP 44

A	P	20-25V 50 a. 60 Hz	40-50V 50 a. 60 Hz	20-25V/ 40-50V 100-200 Hz
16	2	629	630	—
16	3	636	637	638
32	2	642	643	—
32	3	649	650	651

Connectors for low voltage



⚠ IP 44

A	P	20-25V 50 a. 60 Hz	40-50V 50 a. 60 Hz	20-25V/ 40-50V 100-200 Hz
16	2	681	682	—
16	3	688	689	690
32	2	694	695	—
32	3	701	702	703

Phase inverter plugs AM-TOP®



single part
body, screw
terminals

⚠ IP 67

A	P	110V	230V	400V
16	3	—	—	—
16	4	—	3338	3339
16	5	—	—	325
32	3	—	—	—
32	4	—	3340	3341
32	5	—	327	328

Phase inverter plug VarioTOP



⚠ IP 44

A	P	110V	230V	400V
16	3	—	—	—
16	4	—	—	—
16	5	—	—	859
32	3	—	—	—
32	4	—	—	—
32	5	—	—	—

Wall mounted phase inverter inlets



⚠ IP 44

A	P	110V	230V	400V
16	3	—	—	—
16	4	—	3342	3343
16	5	—	—	2511
32	3	—	—	—
32	4	—	3345	3346
32	5	—	3347	2478



Wall mounted receptacles for low voltage



⚠ IP 44

A	P	20-25V 50 a. 60 Hz	40-50V 50 a. 60 Hz	20-25V/ 40-50V 100-200 Hz
16	2	577	578	—
16	3	584	585	586
32	2	590	591	—
32	3	597	598	599

Panel mounted receptacles for low voltage



⚠ IP 44


A	P	20-25V 50 a. 60 Hz	40-50V 50 a. 60 Hz	20-25V/ 40-50V 100-200 Hz
16	2	1270	2855	—
16	3	2845	1272	2860
32	2	1271	2864	—
32	3	2870	1273	2852

Wall mounted appliance inlets for low voltage



⚠ IP 44


A	P	20-25V 50 a. 60 Hz	40-50V 50 a. 60 Hz	20-25V/ 40-50V 100-200 Hz
16	2	1955	1961	—
16	3	1962	1967	1965
32	2	1968	1974	—
32	3	1975	1980	1978



Plugs and sockets 7 pole

Other voltages and frequencies available on request.


Wall mounted receptacles



A	P	230V	400V	500V
16	7	733	734	1035
32	7	735	736	1040

▲ IP 44


Wall mounted receptacles



A	P	230V	400V	500V
16	7	3240	2746	3262
32	7	2818	2648	2782

▲▲ IP 67


Panel mounted receptacles
angled 20°



A	P	230V	400V	500V
16	7	737	738	1045
32	7	739	740	1050

▲ IP 44


Panel mounted receptacles
angled 20°



A	P	230V	400V	500V
16	7	2883	2459	2296
32	7	—	2317	2212

▲▲ IP 67


Plugs AM-TOP®
single part body, screw terminals



A	P	230V	400V	500V
16	7	741	742	1055
32	7	743	744	1060

▲ IP 44


Plugs AM-TOP®
single part body, screw terminals



A	P	230V	400V	500V
16	7	3776	3777	3913
32	7	2405	2324	2213

▲▲ IP 67


Wall mounted inlets



A	P	230V	400V	500V
16	7	—	2166	—
32	7	—	2167	—

▲ IP 44


Panel mounted inlets



A	P	230V	400V	500V
16	7	749	750	1075
32	7	751	752	1080

▲ IP 44


Connectors AM-TOP®
single part body, screw terminals



A	P	230V	400V	500V
16	7	745	746	1065
32	7	747	748	1070

▲ IP 44


Connectors AM-TOP®
single part body, screw terminals



A	P	230V	400V	500V
16	7	3783	3916	3784
32	7	2406	2255	2460

▲▲ IP 67


Wall mounted receptacles with mechanical DUO-interlock
3 pole switch, can be padlocked



A	P	230V	400V	500V
16	7	—	5536	—
32	7	—	7061	—

▲ IP 44

Wall mounted receptacles with mechanical DUO-interlock
3 pole switch, can be padlocked



A	P	230V	400V	500V
16	7	—	5785	—
32	7	—	6106	—

▲▲ IP 67

Plugs and sockets 7 pole for multi functional applications

These plugs and sockets provide solutions where there are multifunctional requirements in industry, farming and commerce.

This number of poles provides solutions in the following fields:

- Star-delta start-up
- Closed loop control
- Open loop control
- Monitoring
- Detection and alarms
- Clearing alarms
- Electrical interlocking



CEE receptacles Cepex

Other voltages and frequencies available on request.



Plugs for the world

Wall mounted receptacles

grey

A	P	110V	230V	400V
16	3	4101	4102	—
16	4	—	4254	4103
16	5	—	—	4105
32	3	4106	4107	—
32	4	—	—	4108
32	5	—	—	4110
SCHUKO®				4970

▲ IP 44

Wall mounted receptacles

grey, with labelling field

A	P	110V	230V	400V
16	3	—	4132	—
16	4	—	—	4133
16	5	—	—	4135
32	3	—	4137	—
32	4	—	—	4138
32	5	—	—	4140
SCHUKO®				4973

▲ IP 44

Wall mounted receptacles

grey, with labelling field and lockable cover

A	P	110V	230V	400V
16	3	—	4162	—
16	4	—	—	4163
16	5	—	—	4165
32	3	—	4167	—
32	4	—	—	4168
32	5	—	—	4170
SCHUKO®				4976

▲ IP 44

Panel mounted receptacles

alpine white

A	P	110V	230V	400V
16	3	—	—	—
16	4	—	—	—
16	5	—	—	4262
32	3	—	—	—
32	4	—	—	—
32	5	—	—	4263
SCHUKO®				4979

▲ IP 44

Flush mounted receptacles

pearl white

A	P	110V	230V	400V
16	3	—	4122	—
16	4	—	—	—
16	5	—	—	4125
32	3	—	4127	—
32	4	—	—	—
32	5	—	—	4130
SCHUKO®				4972

▲ IP 44

Flush mounted installation box

for Cepex CEE receptacles 16A and 32A and Cepex SCHUKO® receptacles

Part no. 41404

Panel mounted receptacles

pearl white

A	P	110V	230V	400V
16	3	4111	4112	—
16	4	—	4233	4113
16	5	—	—	4115
32	3	4116	4117	—
32	4	—	—	4118
32	5	—	—	4120
SCHUKO®				4971

▲ IP 44

Panel mounted receptacles

pearl white, with labelling field

A	P	110V	230V	400V
16	3	4141	4142	—
16	4	—	—	4143
16	5	—	—	4145
32	3	4146	4147	—
32	4	—	—	4148
32	5	—	—	4150
SCHUKO®				4974

▲ IP 44

Panel mounted receptacles

pearl white, with labelling field and lockable cover

A	P	110V	230V	400V
16	3	4171	4172	—
16	4	—	—	4173
16	5	—	—	4175
32	3	—	4177	—
32	4	—	—	4178
32	5	—	—	4180
SCHUKO®				4977

▲ IP 44

Panel mounted receptacles

alpine white, with labelling field

A	P	110V	230V	400V
16	3	—	4247	—
16	4	—	—	4273
16	5	—	—	4237
32	3	—	4274	—
32	4	—	—	4275
32	5	—	—	4238
SCHUKO®				4980

▲ IP 44

Cepex modular system

Some versions of Cepex panel mounted receptacles are shown on the left. Further versions you can create using Cepex panel receptacles, shown above, in combination with the installation box 41404.



Cepex SCHUKO® panel mounted receptacle with labelling field 4145
 +
 flush mounted installation box 41404
 =
 flush mounted receptacle

Perfect in every detail - one fits another

Anything goes.

Covers, current rating and colours may be optionally combined: neutral cover, with labelling field, with labelling field and lock, 3 pole, 5 pole and SCHUKO®.



= Resistant to ball rebound.


All Cepex receptacles with neutral covers meet DIN 18032 standards for ball rebound and are suitable for use in sports facilities and comparable environments.

Plugs and sockets 200A up to 400A


Plugs and sockets are available in seawater resistant design on request.

Other voltages and frequencies available on request.


Receptacles

		A	P	230V	400V	500V	690V	1000V	weight
 <p>with cable gland</p> <p>IP 67</p>	200	4	75220	75221	75222	75223	75224	5580	
	200	5	75225	75226	75227	75228	75229	5780	
	250	4	75020	75021	75022	75023	75024	10510	
	250	5	75110	75111	75112	75113	75114	11020	
	400	4	75025	75026	75027	75028	75029	10510	
	400	5	75115	75116	75117	75118	75119	11020	


Panel mounted receptacles

		A	P	230V	400V	500V	690V	1000V	weight
 <p>IP 67</p>	200	4	75240	75241	75242	75243	75244	3200	
	200	5	75245	75246	75247	75248	75249	3450	
	250	4	75040	75041	75042	75043	75044	6800	
	250	5	75130	75131	75132	75133	75134	7300	
	400	4	75045	75046	75047	75048	75049	6800	
	400	5	75135	75136	75137	75138	75139	7300	


Receptacles, switched and interlocked

		A	P	230V	400V	500V	690V	1000V	weight
 <p>IP 55</p>	200	4	75230	75231	75232	75233	75234	25100	
	200	5	75235	75236	75237	75238	75239	25300	
	250	4	75030	75031	75032	75033	75034	45000	
	250	5	75120	75121	75122	75123	75124	46500	
	400	4	75035	75036	75037	75038	75039	43900	
	400	5	75125	75126	75127	75128	75129	45400	

Plugs

		A	P	230V	400V	500V	690V	1000V	weight
 <p>with cable gland</p> <p>IP 67</p>	200	4	75200	75201	75202	75203	75204	3000	
	200	5	75205	75206	75207	75208	75209	3200	
	250	4	75000	75001	75002	75003	75004	8290	
	250	5	75090	75091	75092	75093	75094	8610	
	400	4	75005	75006	75007	75008	75009	8290	
	400	5	75095	75096	75097	75098	75099	8610	

Connectors

		A	P	230V	400V	500V	690V	1000V	weight
 <p>with cable gland</p> <p>IP 67</p>	200	4	75210	75211	75212	75213	75214	3730	
	200	5	75215	75216	75217	75218	75219	3980	
	250	4	75010	75011	75012	75013	75014	9160	
	250	5	75100	75101	75102	75103	75104	9670	
	400	4	75015	75016	75017	75018	75019	9160	
	400	5	75105	75106	75107	75108	75109	9670	

Heavy duty versions for industry



Mechanical interlocking. For mobile consumers of rated current > 125A we have included a heavy duty range with 200A, 250A and 400A in our programme. This can be supplied for rated voltages of 230V to 1000V and in seawater resistant version.

The heavy duty range is suitable for use in very harsh conditions, e.g. building sites:

- drilling rigs
- tunnel constructions
- gravel pits
- strip mining
- container terminals and crane connections in harbours
- for versatile power supply at large-scale indoor and outdoor events
- power supply to market places
- airports
- quarries

SCHUKO® and grounding-type receptacles

SCHUKO® and French/Belgian standard 16A, 230V, 2p + E. British standard 13A, 230V, 2p + E.

Other variations on request.



Plugs for the world

SCHUKO® panel mounted receptacles



with plug-in terminals or screw-terminals, without shutter

▲ IP 54

Colour	plug-in terminals	screw terminals
grey	11010	11030
blue	11011	11031
black	11012	11032
red	11013	11033

SCHUKO® panel mounted receptacles



with plug-in terminals or screw-terminals, with shutter

▲ IP 54

Colour	plug-in terminals	screw terminals
grey	11060	—
blue	11061	11081
black	—	—
red	—	—

Grounding-type panel mounted receptacles French/Belgian standard



with plug-in terminals, without shutter

▲ IP 44

Colour	plug-in terminals	screw terminals
grey	11110	—
blue	11111	—
black	—	—
red	—	—

Grounding-type panel mounted receptacles French/Belgian standard



with plug-in terminals or screw-terminals, with shutter

▲ IP 44

Colour	plug-in terminals	screw terminals
grey	11160	11180
blue	11161	11181
black	11162	11182
red	11163	11183

SCHUKO® wall mounted receptacles



with plug-in terminals, without shutter

▲ IP 44

Colour	plug-in terminals	screw terminals
grey	10081	—
blue	10082	—
black	10083	—
red	—	—

Grounding-type wall mounted receptacles French/Belgian standard



with plug-in terminals, with shutter

▲ IP 44

Colour	plug-in terminals	screw terminals
grey	—	—
blue	10092	—
black	—	—
red	—	—

Base for wall mounted receptacles



with cable entry and screws

Part no.	grey	10714
Part no.	blue	10715
Part no.	black	10716

Modular system for wall mounted receptacle

The combination of the base with one of the panel mounted receptacles shown above, gives a wall mounted receptacle.



SCHUKO® panel mounted receptacles



with plug-in terminals or screw-terminals, without shutter

IP 20

Colour	plug-in terminals	screw terminals
grey	—	—
blue	11511	11531
black	11512	11532
red	—	—

Grounding-type panel mounted receptacles French/Belgian standard



with plug-in terminals or screw-terminals, without shutter

IP 20

Colour	plug-in terminals	screw terminals
grey	—	—
blue	11611	11631
black	—	—
red	—	—

Grounding-type panel mounted receptacle British standard



with screw-terminals, with shutter and matching frame and seal

▲ IP 44

Colour	plug-in terminals	screw terminals
grey	—	—
blue	—	—
black	—	10713
red	—	—

Grounding-type panel mounted receptacle British standard



with screw-terminals, with shutter and seal

▲ IP 44

Colour	plug-in terminals	screw terminals
grey	—	—
blue	—	10718
black	—	—
red	—	—

SCHUKO® plugs with grommet



combined PE-conductor acc. to German and French/Belgian standards.

Colour	
grey	10749
black	10754
orange	10837
blue	10838
red	10839
yellow	10840
green	10841

SCHUKO® connectors with grommet



Colour	
grey	10751
black	10755
orange	10842
blue	10843
red	10844
yellow	10845
green	10846


AMAXX® receptacle combinations

Success in series

Extensively configurable receptacle combinations in six different sizes – the AMAXX® range by MENNEKES. With an appealing and unique design in many variations for almost all applications. With our extended programme, you have three good extra reasons to opt for AMAXX® receptacle combinations.

AMAXX®

by MENNEKES




- Protection types: IP 44 and IP 67.
- Enclosure materials: AMAPLAST and especially chemical-resistant AMELAN®.
- Colours: bottom part black, top part grey, silver (IP 44), yellow or red.
- Equipped with: CEE receptacles from 16A, 3-poles up to 63A, 5-poles, grounding-type receptacles in acc. with many national standards, DUO receptacles switched and interlocked from 16A, 3p to 32A, 5p as well as fuse elements.

International



Features and benefits



1 Lifiable DIN Rails

Lifiable DIN rails and a large, smooth wiring space significantly ease the insertion as well as connection of large cables.

2 One-man installation

Shorter installation times with the new, user-friendly external fixing.

3 Hinged cover

The hinged cover which opens to one side, eases connection work.

4 Ready for application

All combinations are pre-wired for installation and tested for electric safety and quality.



Generally angled insertion direction.



Especially fast opening and closing of the enclosure due to captive double-threaded cover screws.



Both hands free because inspection windows fold downwards. Window can be locked with a padlock, enclosure can be sealed.

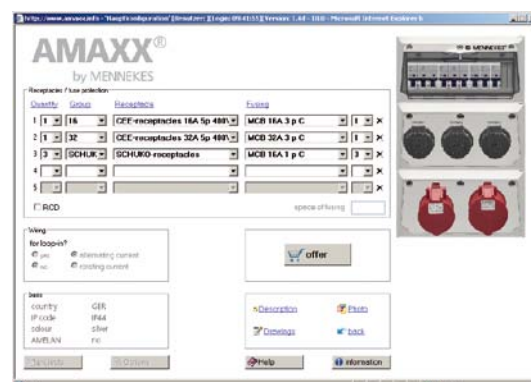


Standard pre-punched cable entries at the top and at the bottom for M 20 up to M 40.

Online configurator

The AMAXX® online configurator takes you to the right solution in just three easy steps. Compile your preferred combination from our range of SCHUKO® and CEE receptacles as well as fuse elements. 24 hours around the clock. The configurator immediately displays the selected combination, complete with text, image, price and delivery time. Your advantage: a drastically reduced offer time and therefore fast delivery of your AMAXX® combinations.

You will find the AMAXX® configurator at www.AMAXX.info.



Receptacle combinations for versatile use

EverGUM receptacle combinations with solid rubber enclosures

Wall mounted, enclosure
380 x 230 mm or
380 x 320 mm



Receptacle strip, enclosure
445 x 135 mm



Portable, enclosure
300 x 230 x 287.5 mm or
360 x 340 x 330 mm



Portable, with feeder cable, enclosure
300 x 230 x 287.5 mm or
360 x 340 x 330 mm



With the EverGUM range MENNEKES provide a solid rubber alternative to enclosures in AMAPLAST, AMELAN® and sheet steel. This is an alternative which is suitable for the most diverse environments, especially when there is likely to be exposure to rough handling or aggressive cleaning agents. These products can also be supplied to conform to the standards of other European countries.

AirKRAFT® and 3KRAFT®

AirKRAFT®
for energy, data,
compressed air.
Also available with feeder cable.
Enclosure
400 x 229 x 220 mm
(size without receptacles)



3KRAFT®
for energy, data,
compressed air.
Also available with feeder cable.
Enclosure
diam. 240-264 x H 152 mm
(depending what receptacles
are used)



DELTA-BOX

DELTA-BOXES

Enclosure
114 x 160 x 97 mm
(size without
receptacles)



**DELTA-BOXES
with feeder cable.**

Enclosure
114 x 160 x 97 mm
(size without
receptacles)



For ceilings, walls and floors.

Three colours: Signal yellow, red or silver.

AirKRAFT®. Up to four receptacles, or data, or light, plus compressed air, plus fusing. Ready for connection or with supply cable and plug.

3KRAFT®. Equipped to suit your requirements: Up to three receptacles, or data, plus compressed air. Ready for connection or with supply cable and plug.

DELTA-BOX - the classic unit.

With cable grip. Enclosure and insert from impact and resistant AMAPLAST.

Available in ▲ IP 44, ▲▲ IP 67 and ▲▲▲ IP 68.

Stainless steel surface and flush mounted receptacle combinations



Safe.
Practical.
Timelessly elegant.

- Protection type IP 43 or IP 44 with closed door, even when plugs are inserted.
- The cable guard aperture is sufficiently dimensioned for leading through cables.
- Safety lock protects against unauthorised access.

Power posts

Rugged. Vandalism-proof.
Steel power posts provide a safe means of energy supply, protection against car-crossing. Hot-dip galvanised and powder coated. Available in various sizes.



CombiTOWER®

Power. Compressed air. Water.
Outdoors and indoors.
The solution: CombiTOWER®. Short routes to your energy source for industry, workshops, assembly shops, loading platforms, etc.



References



BMW motorcycle plant, Berlin – Germany




AIDAbella, Jos. L. Meyer Werft, Papenburg – Germany



Formula 1 circuit, Manama – Bahrain



Constitution, Heerema Marine Contractors – Netherland



Port of Salalah – Oman



Container Terminal, Le Havre – France

Made in Germany



MENNEKES®

Plugs for the world

MENNEKES
Elektrotechnik GmbH & Co. KG
Industrial plugs and sockets


Aloys-Mennekes-Str. 1
D-57399 Kirchhundem / Germany

Tel. + 49 (0) 27 23 / 41-1
Fax + 49 (0) 27 23 / 41-2 14
E-Mail info@MENNEKES.de
Internet www.MENNEKES.de

Refer to our brochures and catalogues to keep up to date.
Download the latest versions from our website in practical
PDF format or request print copies by phone or E-Mail.



AMAXX® Evolution.
Receptacle combinations for
energy, Industrial Ethernet and
Automation.



PowerTOP® Xtra.
Plugs and connectors for
toughest conditions.



Screwless connections.
For CEE plugs, connectors and
receptacles.



MENNEKES catalogue.



Distributors.
For ceiling, wall and floor.
For energy, data, compressed air
and light.



**Plugs and sockets for reefer
containers.**
On ships and at terminals.



**Event and entertainment
technology.**
Plugs and receptacles for stage,
TV, radio and open air events.

For further information please visit our homepage:

www.MENNEKES.de

Request brochures by phone at:

+49 (0) 27 23 / 41-1

Request brochures by E-Mail to:

service@MENNEKES.de

**Service by
MENNEKES®.**
Always well informed.