


# CEE plugs and inlets 16A up to 125A

Other voltages and frequencies available on request.

**Plugs AM-TOP**




single part body, screw terminals

A	P	110V	230V	400V
16	3	247	248	249
16	4	250	251	252
16	5	256	257	3
32	3	259	260	261
32	4	262	263	264
32	5	268	269	4

⚠ IP 44

**Plugs StarTOP with SafeCONTACT**




screwless with insulation displacement technique

A	P	110V	230V	400V
16	3	947	948	—
16	4	—	951	952
16	5	—	—	33
32	3	711	712	—
32	4	—	717	719
32	5	—	—	34

⚠ IP 44

**Plugs AM-TOP**




single part body, screw terminals

A	P	110V	230V	400V
16	3	277	278	279
16	4	280	281	282
16	5	286	287	288
32	3	289	290	291
32	4	292	293	294
32	5	298	299	300

⚠ IP 67

**Plugs PowerTOP Xtra**



with rubberized grip area, for toughest conditions

A	P	110V	230V	400V
63	3	13201	13202	13203
63	4	13204	13205	13206
63	5	13210	13211	13212
125	3	13215	13216	—
125	4	13217	13218	13219
125	5	13223	13224	13225

⚠ IP 67

**Panel mounted inlets RAPIDO**




with screw terminals, central fixing, 61 mm Ø mounting hole

A	P	110V	230V	400V
16	3	919	924	—
16	4	—	—	931
16	5	—	—	949
32	3	—	—	—
32	4	—	—	—
32	5	—	—	—

⚠ IP 44


**Wall mounted appliance inlets**



A	P	110V	230V	400V
16	3	843	844	—
16	4	—	—	800
16	5	—	—	801
32	3	—	802	—
32	4	—	—	803
32	5	—	—	804

⚠ IP 44

**Panel mounted appliance inlets**




with hinged lid

A	P	110V	230V	400V
16	3	—	—	—
16	4	392	393	394
16	5	398	399	400
32	3	401	402	403
32	4	404	405	406
32	5	410	411	412

⚠ IP 44


**Panel mounted inlets**



A	P	110V	230V	400V
16	3	810	812	—
16	4	—	837	813
16	5	—	—	815
32	3	816	817	—
32	4	—	838	819
32	5	—	—	821

⚠ IP 44


**Panel mounted inlets**



A	P	110V	230V	400V
16	3	825	826	—
16	4	—	839	827
16	5	—	—	829
32	3	830	831	—
32	4	—	840	832
32	5	—	—	834

⚠ IP 67

**Plugs ProTOP**




split body, screw terminals

A	P	110V	230V	400V
16	3	147	148	149
16	4	—	151	152
16	5	—	—	13
32	3	159	160	—
32	4	—	163	164
32	5	—	—	14

⚠ IP 44

**Plugs PowerTOP Xtra**



with rubberized grip area, for toughest conditions

A	P	110V	230V	400V
63	3	13101	13102	—
63	4	—	13105	13106
63	5	—	13111	13112
125	3	—	—	—
125	4	—	—	—
125	5	—	—	—

⚠ IP 44

**Plugs PowerTOP**



with external strain relief

A	P	110V	230V	400V
16	3	3794	3796	3799
16	4	3807	3811	3809
16	5	3819	3823	3821
32	3	3829	3830	3832
32	4	3839	3844	3841
32	5	3851	3855	3853

⚠ IP 67

**Angled plugs**




\*VarioTOP

A	P	110V	230V	400V
16	3	1410	1411	—
16	4	—	891	315
16	5	3312	3981*	3980*
32	3	—	3306	—
32	4	—	3646	3987
32	5	—	3424	3266

⚠ IP 44

**Panel mounted inlets RAPIDO**




with screw terminals, central fixing, 70 mm Ø mounting hole

A	P	110V	230V	400V
16	3	—	—	—
16	4	—	932	933
16	5	—	—	972
32	3	935	938	—
32	4	—	939	942
32	5	—	—	945

⚠ IP 44


**Wall mounted appliance inlets**



A	P	110V	230V	400V
16	3	331	332	333
16	4	334	335	336
16	5	340	341	342
32	3	343	344	345
32	4	346	347	348
32	5	352	353	354

⚠ IP 44


**Wall mounted appliance inlets**



A	P	110V	230V	400V
63	3	1216	1107	1217
63	4	355	356	357
63	5	359	360	361
125	3	—	—	—
125	4	362	363	364
125	5	366	367	368

⚠ IP 67


**Panel mounted inlets**



A	P	110V	230V	400V
63	3	822	1981	—
63	4	—	1984	1982
63	5	—	—	1688
125	3	—	—	—
125	4	—	—	—
125	5	—	—	—

⚠ IP 44

**Panel mounted inlets**



A	P	110V	230V	400V
63	3	835	836	—
63	4	—	3704	3656
63	5	—	—	3658
125	3	—	3665	—
125	4	—	3413	3583
125	5	—	—	1983

⚠ IP 67