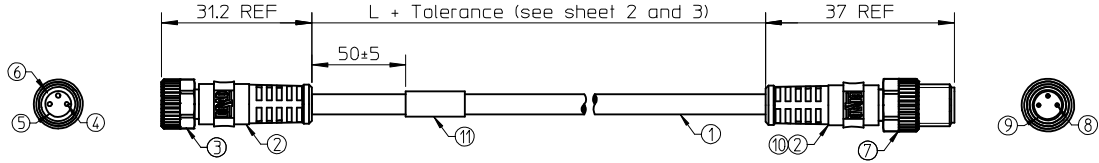


FEMALE MALE

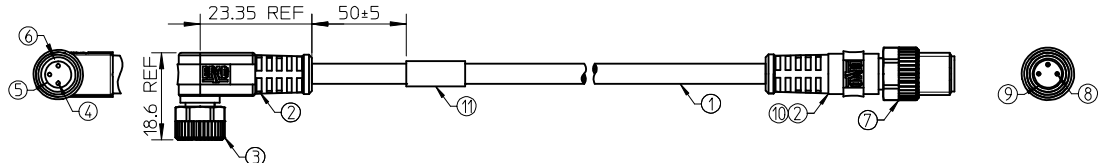
FEMALE STRAIGHT - MALE STRAIGHT

44X030B41MXXX



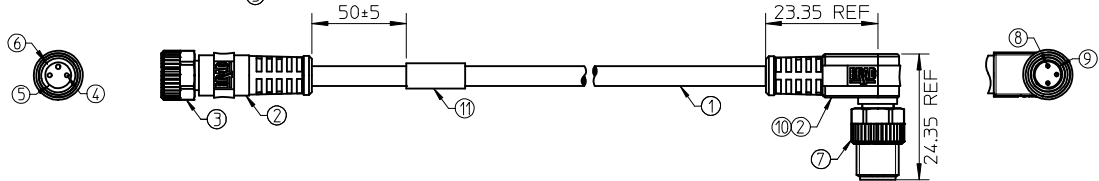
FEMALE RIGHT ANGLE - MALE STRAIGHT

44X031B41MXXX



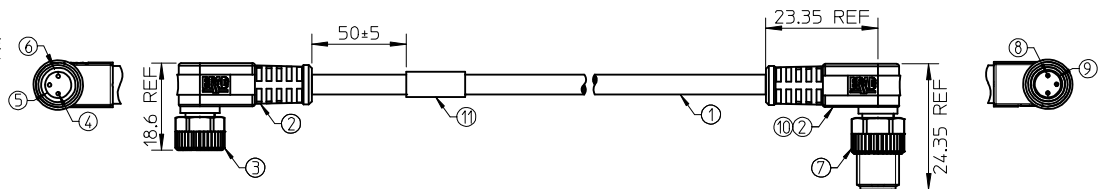
FEMALE STRAIGHT - MALE RIGHT ANGLE

44X032B41MXXX



FEMALE RIGHT ANGLE - MALE RIGHT ANGLE

44X033B41MXXX



M8 FEMALE FACE VIEWS

M8 3 POLE		M8 4 POLE		M8 5 POLE	
Pin #.	Wire	Pin #.	Wire	Pin #.	Wire
1	Brown	1	Brown	1	Brown
2	-	2	White	2	White
3	Blue	3	Blue	3	Blue
4	Black	4	Black	4	Black
5	-	5	-	5	Grey

M8 MALE FACE VIEWS

M8 3 POLE		M8 4 POLE		M8 5 POLE	
Pin #.	Wire	Pin #.	Wire	Pin #.	Wire
1	Brown	1	Brown	1	Brown
2	-	2	White	2	White
3	Blue	3	Blue	3	Blue
4	Black	4	Black	4	Black
5	-	5	-	5	Grey

NOTES

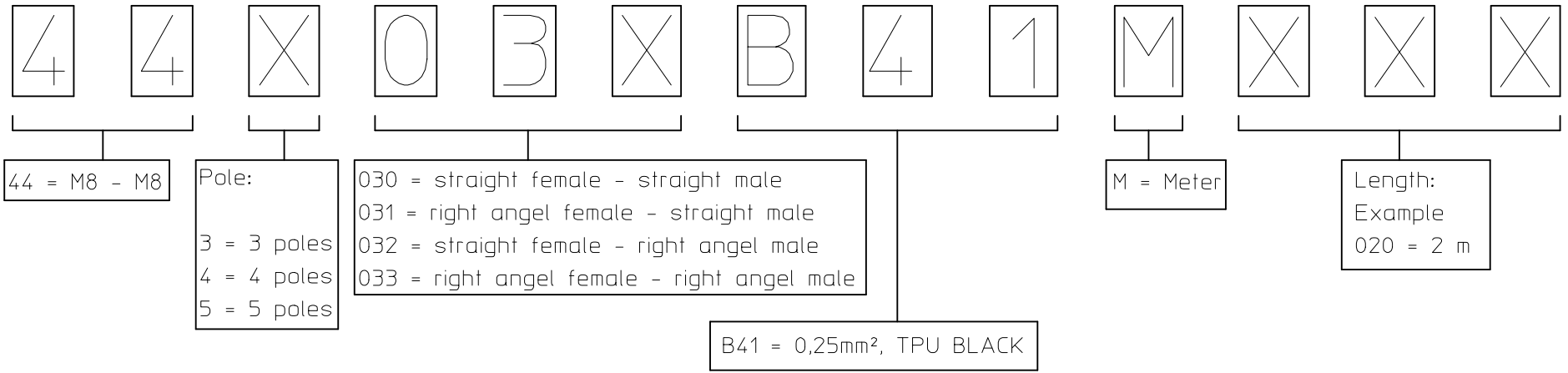
Temperatur Range	-25°C/+80°C
Contact Current Rating	3A
Voltage Rating	3 poles 60V 4-5 poles 30V
Protection class	IP 67

Bill of Materials

ITEM	QTY.	DESCRIPTION	MATERIAL	FINISH
11	1	LABEL	-	-
10	1	M8 MALE SLEEVE	BRASS	Cu/Ni3
9	1	M8 MALE INSERT	ELASTOLLAN	BLACK
8	X	CONTACT MALE	BRASS	Cu/Ni
7	1	M8 HEX KNU MALE NUT	BRASS	Ni3
6	1	GASKET	FKM	RED
5	1	M8 FEMALE INSERT	ELASTOLLAN	BLACK
4	X	CONTACT FEMALE	BRASS	Cu/Ni
3	1	M8 HEX KNU FEMALE NUT	BRASS	Ni3
2	-	MOLDING NATURAL	TPU	BLACK
1	-	CABLE Xx0.25 [mm²]	TPU	BLACK

REVISED SD NUMBER EC NO: IPG2015-1530 DRWN:MAJGAT 2015/02/26 CHKD:DSTACHOWI AK 2015/02/26 APPR:MIWASIECZKO 2015/02/26	QUALITY SYMBOLS ▽=0 ∇=0	GENERAL TOLERANCES (UNLESS SPECIFIED)		DIMENSION STYLE MM ONLY		SCALE ---	DESIGN UNITS METRIC	THIRD ANGLE PROJECTION			
		4 PLACES ± --- ± --- 3 PLACES ± --- ± --- 2 PLACES ± --- ± --- 1 PLACE ± --- ± --- 0 PLACE ± --- ± ---	mm INCH	DRAWN BY WSTRASZKIEWI 2014/09/04	DATE 2014/09/04	TITLE CSE M8 M8 XP AC FE XXX TPU MA XXX XM					
		ANGULAR ± 1 °		CHECKED BY JMARSZALEK 2014/09/04	DATE 2014/09/04	MATERIAL NO. MIWASIECZKO 2014/09/08					
		DRAFT WHERE APPLICABLE MUST REMAIN WITHIN DIMENSIONS		SEE TABLE 1		DOCUMENT NO. SD-120087-056		SHEET NO. 1 OF 3			

# NUMERICAL CODE:



## CABLE SPECIFICATION

CABLE TYPE	WIRE GAUGE	CABLE JACKET	UL	CSA	static	flexing	drag chain tested	other
B41	0.25mm <sup>2</sup>	TPU black	STYLE 21215	yes	-40°C to +90°C 5xD	-25°C to +80°C 7.5xD	5 mio cycles	WELD SLAG RESISTANCE

Over	Up to and including	Tolerance (+)
0	1000	+40 0
1000	5000	+60 0
5000	10000	+80 0
10000	20000	+140 0
20000	30000	+160 0
30000	>	+1 % of length

For Raw Cable Specification see SD-120209-006

REVISED SD NUMBER IEC NO: IPG2015-1530 DRWN: MWA:JGAT 2015/02/26 CH'KD: STACHOWIAK 2015/02/26 APPR: MIWASIECZKO 2015/02/26	QUALITY SYMBOLS ▽=0 ◻=0	GENERAL TOLERANCES (UNLESS SPECIFIED)		DIMENSION STYLE <b>MM ONLY</b>		SCALE ---	DESIGN UNITS METRIC	THIRD ANGLE PROJECTION
		4 PLACES ± --- ± --- 3 PLACES ± --- ± --- 2 PLACES ± --- ± --- 1 PLACE ± --- ± --- 0 PLACE ± --- ± ---	mm    INCH	DRAWN BY    DATE WSTRASZKIEWI 2014/09/04	TITLE CSE M8 M8 XP AC FE XXX TPU MA XXX XM			
		ANGULAR ± 1 °		CHECKED BY    DATE JMARSZALEK 2014/09/04	APPROVED BY    DATE MIWASIECZKO 2014/09/08			
		DRAFT WHERE APPLICABLE MUST REMAIN WITHIN DIMENSIONS		MATERIAL NO. SEE TABLE 1	DOCUMENT NO. SD-120087-056	SHEET NO. 2 OF 3		

# TABLE 1

FEMALE STRAIGHT - MALE STRAIGHT

44X030B41MXXX

MOLEX PN	ENGINEERING No.
1200878703	443030B41M006
1200878704	443030B41M010
1200878705	443030B41M020
1200878706	443030B41M030
1200878707	443030B41M050
1200878708	443030B41M100
1200878709	444030B41M006
1200878710	444030B41M010
1200878711	444030B41M020
1200878712	444030B41M030
1200878713	444030B41M050
1200878714	444030B41M100
1200878715	445030B41M006
1200878716	445030B41M010
1200878717	445030B41M020
1200878718	445030B41M030
1200878719	445030B41M050
1200878720	445030B41M100

FEMALE RIGHT ANGLE - MALE STRAIGHT

44X031B41MXXX

MOLEX PN	ENGINEERING No.
1200878721	443031B41M006
1200878722	443031B41M010
1200878723	443031B41M020
1200878724	443031B41M030
1200878725	443031B41M050
1200878726	443031B41M100
1200878727	444031B41M006
1200878728	444031B41M010
1200878729	444031B41M020
1200878730	444031B41M030
1200878731	444031B41M050
1200878732	444031B41M100
1200878733	445031B41M006
1200878734	445031B41M010
1200878735	445031B41M020
1200878736	445031B41M030
1200878737	445031B41M050
1200878738	445031B41M100

FEMALE STRAIGHT - MALE RIGHT ANGLE

44X032B41MXXX

MOLEX PN	ENGINEERING No.
1200878739	443032B41M006
1200878740	443032B41M010
1200878741	443032B41M020
1200878742	443032B41M030
1200878743	443032B41M050
1200878744	443032B41M100
1200878745	444032B41M006
1200878746	444032B41M010
1200878747	444032B41M020
1200878748	444032B41M030
1200878749	444032B41M050
1200878750	444032B41M100
1200878751	445032B41M006
1200878752	445032B41M010
1200878753	445032B41M020
1200878754	445032B41M030
1200878755	445032B41M050
1200878756	445032B41M100

FEMALE RIGHT ANGLE - MALE RIGHT ANGLE

44X033B41MXXX

MOLEX PN	ENGINEERING No.
1200878757	443033B41M006
1200878758	443033B41M010
1200878759	443033B41M020
1200878760	443033B41M030
1200878761	443033B41M050
1200878762	443033B41M100
1200878763	444033B41M006
1200878764	444033B41M010
1200878765	444033B41M020
1200878766	444033B41M030
1200878767	444033B41M050
1200878768	444033B41M100
1200878769	445033B41M006
1200878770	445033B41M010
1200878771	445033B41M020
1200878772	445033B41M030
1200878773	445033B41M050
1200878774	445033B41M100

REVISED SD NUMBER EC NO: IPG2015-1530 DRWN:MMAJGAT 2015/02/26 CHKD:JSTACHOWIAK 2015/02/26 APPR:MIWASIECZKO 2015/02/26	QUALITY SYMBOLS	GENERAL TOLERANCES (UNLESS SPECIFIED)	DIMENSION STYLE	SCALE	DESIGN UNITS	THIRD ANGLE PROJECTION
	▼=0 □=0	mm    INCH 4 PLACES ± --- ± --- 3 PLACES ± --- ± --- 2 PLACES ± --- ± --- 1 PLACE ± --- ± --- 0 PLACE ± --- ± ---	MM ONLY	---	METRIC	
	DESCRIPTION	ANGULAR ± 1 °	DRAWN BY DATE	TITLE		
	REV	DRAFT WHERE APPLICABLE MUST REMAIN WITHIN DIMENSIONS	WSTRASZKIEWI 2014/09/04 CHECKED BY DATE JMARSZALEK 2014/09/04 APPROVED BY DATE MIWASIECZKO 2014/09/08	CSE M8 M8 XP AC FE XXX TPU MA XXX XM		
B1		SEE TABLE 1	MATERIAL NO.	DOCUMENT NO.	SHEET NO.	
			A3		3 OF 3	
			THIS DRAWING CONTAINS INFORMATION THAT IS PROPRIETARY TO MOLEX INCORPORATED AND SHOULD NOT BE USED WITHOUT WRITTEN PERMISSION			