


Spring-supported screw terminal blocks USST

USST accessories

Mounting material	Type	Order No.
14 DIN rail 35 x 7.5 mm galvanized and thick layer passivated unperforated DIN rail G 32 galvanized and thick layer passivated unperforated perforated	NS 35/7,5 UNPERF 2000 MM NS 35/7,5 PERF 2000 MM NS 32 UNPERF 2000 MM NS 32 PERF 2000 MM	0801681 0801733 1201015 1201002
15 DIN rail end piece Crimping pliers, for insulated cable lugs, pressure lock can be unlocked, lateral conductor entry	NS 35/ 7,5 CAP CRIMPFOX-RCI 6	1206560 1212057
16 End bracket for NS 35/7.5 for NS 35/7.5 and NS 32	CLIPFIX 35-5 E/UK 1	3022276 1201413
17 Step bracket, for step-down bridging of USST 10 to USST 4	STL 10N/5N	0204110
18 Terminal strip marker carrier, adjustable height, for CLIPFIX 15, CLIPFIX 35-5 and CLIPFIX 35, can be labeled with label, M-PEN or X-PEN	KLM 3 KLM 3-L	0811969 0814788
19 Partition plate, with storage option for short-circuit plug	CARRIER 35-8	3034387

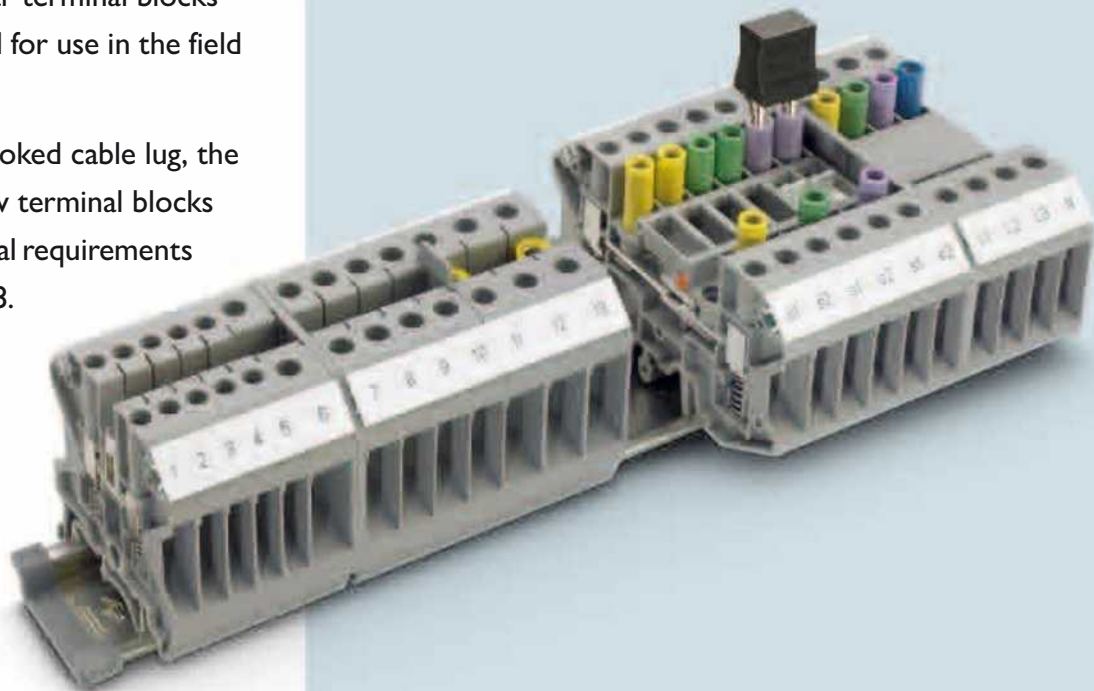


	1	2	3	4	5	6	7	8	9	10	11	12	13
Terminal block	Bridge, 10-pos.	Isolator bridge bar	Bridge bar isolator	Cover	Separating plate	Partition plate	Test plug socket with cover only	Cable lugs / color / mm ² / order no.	Test plug socket, insulated	Short-circuit plug	Pressure lock	Marking	Screwdriver
USST 4	FBI 10-6 0203250	ISSBI 10-6 0301505	IS-K 4 1302338	D-USST 4/10 3070370	TS-USST 4/10 3070383	TPNS-UK 0706647	PSB 3/10/4 0601292	C-BCI 1,5/2,8 / red / 1.5 / 3240015 C-BCI 2,5/2,8 / blue / 2.5 / 3240046	PSBJ 3/13/4 0201304	—	—	ZB 6: UNBEDRUCKT 1051003 UC-TM 6 0818085	SZS 0,6 x 3,5 1205053
USST 6	FBI 10-8 0203263	ISSBI 10-8 0301534	IS-K 10 1303337	D-USST 4/10 3070370	TS-USST 4/10 3070383	TPNS-UK 0706647	PSB 4/7/8 0303299	C-BCI 1,5/2,8 / red / 1.5 / 3240015 C-BCI 1,5/4,6 / red / 1.5 / 3240568 C-BCI 2,5/2,8 / blue / 2.5 / 3240046 C-BCI 2,5/4,6 / blue / 2.5 / 3240569	—	KSS 8 0311540	—	ZB 8: UNBEDRUCKT 1052002 UC-TM 8 0818072	SZS 1,0 x 4,0 1205066
USST 10	FBI 10-10 0203276	ISSBI 10-10 0301521	IS-K 10 1303337	D-USST 4/10 3070370	TS-USST 4/10 3070383	TPNS-UK 0706647	PSB 4/7/8 0303299	C-BCI 1,5/2,8 / red / 1.5 / 3240015 C-BCI 1,5/4,6 / red / 1.5 / 3240568 C-BCI 2,5/2,8 / blue / 2.5 / 3240046 C-BCI 2,5/4,6 / blue / 2.5 / 3240569 C-BCI 6/2,8 / yellow / 6 / 3240047 C-BCI 6/4,6 / yellow / 6 / 3240570	PSBJ 4/15/6 FARBLOS 0303419 PSBJ 4/15/6 BU 0303354 PSBJ 4/15/6 YE 0303367 PSBJ 4/15/6 GN 0303370 PSBJ 4/15/6 VT 0303383 PSBJ 4/15/6 WH 0303312 PSBJ 4/15/6 BK 0303406 PSBJ 4/15/6 GY 0303396 PSBJ 4/15/6 RD 0303325	KSS 10 0310541 KSS 4-10 0308540	—	ZB 10: UNBEDRUCKT 1053001 UC-TM 10 0818069	SZS 1,0 x 4,0 1205066
USST 6-T	FBRI 10-8 N 2772080	—	—	D-USST 6-T 3070367	—	ATP-URTK/SP 0311139	—	C-BCI 1,5/2,8 / red / 1.5 / 3240015 C-BCI 1,5/4,6 / red / 1.5 / 3240568 C-BCI 2,5/2,8 / blue / 2.5 / 3240046 C-BCI 2,5/4,6 / blue / 2.5 / 3240569	PSBJ-URTK 6 FARBLOS 3026450 PSBJ-URTK 6 RD 3026719 PSBJ-URTK 6 BU 3026434 PSBJ-URTK 6 YE 3026405 PSBJ-URTK 6 GN 3026418 PSBJ-URTK 6 VT 3026421 PSBJ-URTK 6 BK 3026447	KSS 8 0311540 KSS 4-8 0309549	S-URTK/SP 0311155	ZB 8: UNBEDRUCKT 1052002 UC-TM 8 0818072	SZS 0,6 x 3,5 1205053 SZS 1,0 x 4,0 1205066
USSTD 6	FBRI 10-8 N 2772080	—	—	D-USST 6-T 3070367	—	ATP-URTK/SP 0311139	—	C-BCI 1,5/2,8 / red / 1.5 / 3240015 C-BCI 1,5/4,6 / red / 1.5 / 3240568 C-BCI 2,5/2,8 / blue / 2.5 / 3240046 C-BCI 2,5/4,6 / blue / 2.5 / 3240569	PSBJ-URTK 6 FARBLOS 3026450 PSBJ-URTK 6 RD 3026719 PSBJ-URTK 6 BU 3026434 PSBJ-URTK 6 YE 3026405 PSBJ-URTK 6 GN 3026418 PSBJ-URTK 6 VT 3026421 PSBJ-URTK 6 BK 3026447	KSS 8 0311540 KSS 4-8 0309549	—	ZB 8: UNBEDRUCKT 1052002 UC-TM 8 0818072	SZS 0,6 x 3,5 1205053 SZS 1,0 x 4,0 1205066

Spring-supported screw terminal blocks USST

The new USST modular terminal blocks were specially designed for use in the field of power supply.

Combined with the hooked cable lug, the spring-supported screw terminal blocks ideally fulfill the technical requirements specified in EATS 50-18.



Spring-supported screw clamping part

The opened clamping part is pressed down to make contact with the conductor.

A perfect electrical connection is achieved by tightening the terminal screw.



Hooked cable lug

The hooked form of the cable lug enables it to be locked into position by the spring, which ensures secure connection.



Test accessories

The already familiar test, switch and bridge accessories from Phoenix Contact are used in the new USST modular terminal blocks.

Feed-through terminals



Type	Order No.	USST 4	3070338	USST 6	3070341	USST 10	3070354
Width / length / height	[mm]	6.2 / 52 / 57.3		8.2 / 52 / 57.3		10.2 / 52 / 57.3	
Current / voltage	[A] / [V]	41 / 500		57 / 500		76 / 500	
Solid / AWG	[mm ²] / -	0.2 - 6 / 24 - 10		0.2 - 10 / 24 - 8		0.5 - 16 / 20 - 6	
Stranded / AWG	[mm ²] / -	0.2 - 4 / 24 - 12		0.2 - 6 / 24 - 10		0.5 - 10 / 20 - 8	
2 conductors solid / stranded	[mm ²] / [mm ²]	0.2 - 1.5 / 0.2 - 1.5		0.2 - 2.5 / 0.2 - 2.5		0.5 - 4 / 0.5 - 4	
DIN rail		NS 35 / NS 32		NS 35 / NS 32		NS 35 / NS 32	
Hooked cable lugs C-BCI ...		0.5 - 1.5 ¹⁾		0.5 - 2.5 ¹⁾		0.5 - 6	

Disconnect terminals



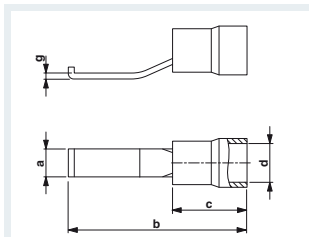
Same shape feed-through terminal



Type	Order No.	USST 6-T	3070312	Type	Order No.	USSTD 6	3070325
Width / length / height	[mm]	8.2 / 82 / 52		Width / length / height	[mm]	8.2 / 82 / 52	
Current / voltage	[A] / [V]	57 / 500		Current / voltage	[A] / [V]	57 / 500	
Solid / AWG	[mm ²] / -	0.2 - 10 / 24 - 8		Solid / AWG	[mm ²] / -	0.2 - 10 / 24 - 8	
Stranded / AWG	[mm ²] / -	0.2 - 6 / 24 - 10		Stranded / AWG	[mm ²] / -	0.2 - 6 / 24 - 10	
2 conductors solid / stranded	[mm ²] / [mm ²]	0.2 - 2.5 / 0.2 - 2.5		2 conductors solid / stranded	[mm ²] / [mm ²]	0.2 - 2.5 / 0.2 - 2.5	
DIN rail		NS 35 / NS 32		DIN rail		NS 35 / NS 32	
Hooked cable lugs C-BCI ...		0.5 - 2.5 ¹⁾		Hooked cable lugs C-BCI ...		0.5 - 2.5 ¹⁾	

¹⁾ Other cross-sections on request

Hooked cable lugs



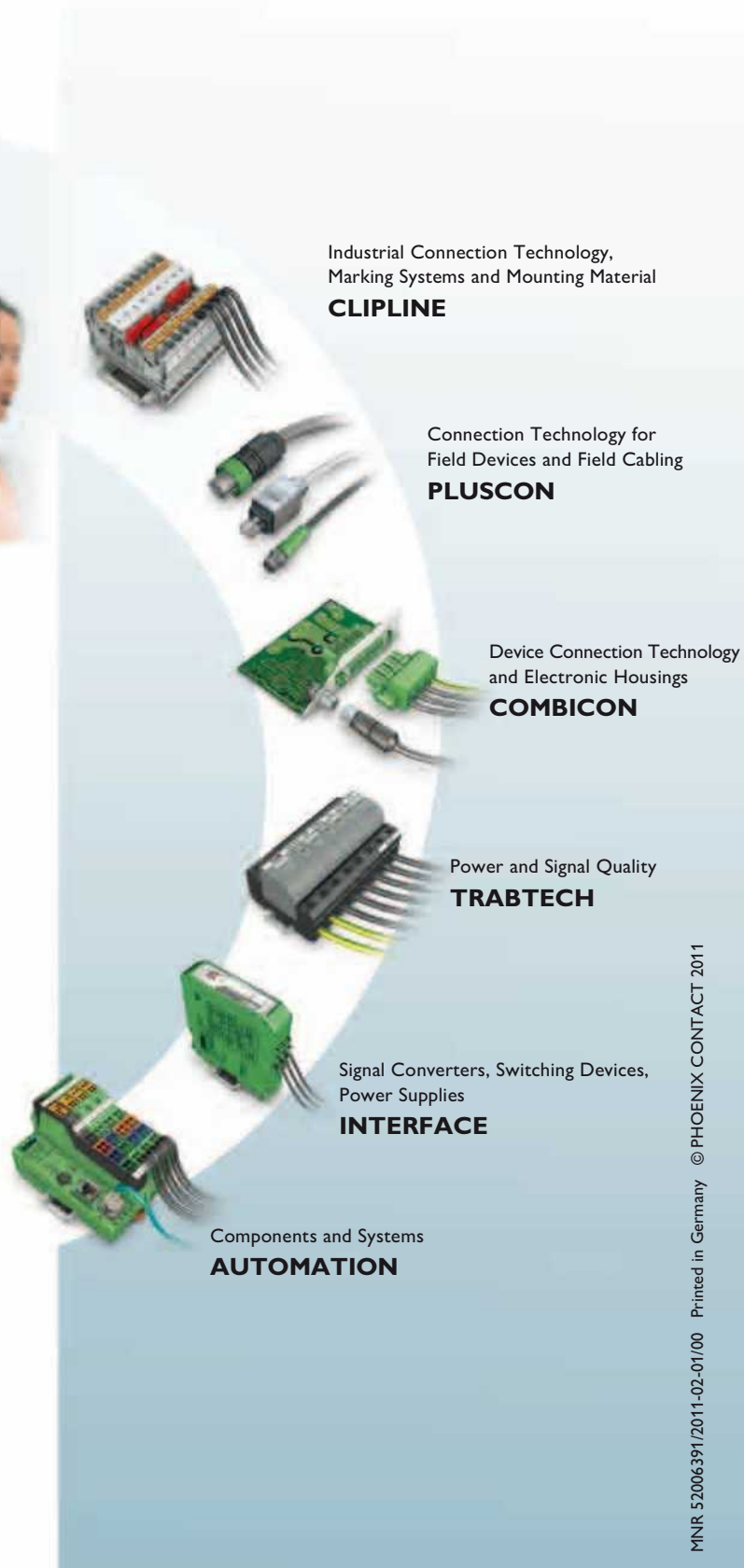
Cross-section [mm ²]	AWG	Color	Type	Order No.	Dimensions [mm]				
					a	b	c	d	g
0.5 - 1.5	16	red	C-BCI 1,5/2,8	3240015	2.8	28	10.5	4	0.8
0.5 - 1.5	16	red	C-BCI 1,5/4,6	3240568	4.6	28	10.5	4	0.8
1.5 - 2.5	14	blue	C-BCI 2,5/2,8	3240046	2.8	28.5	11	4.5	0.8
1.5 - 2.5	14	blue	C-BCI 2,5/4,6	3240569	4.6	28.5	11	4.5	0.8
4 - 6	10	yellow	C-BCI 6/2,8	3240047	2.8	32	14	6.5	0.8
4 - 6	10	yellow	C-BCI 6/4,6	3240570	4.6	32	14	6.5	1.0

Further information on the products presented here and on the world of solutions from Phoenix Contact can be found at www.phoenixcontact.net/catalog



Or contact us directly.

PHOENIX CONTACT GmbH & Co. KG
32823 Blomberg, Germany
Phone: +49/5235/3-00
Fax: +49/5235/3-4 12 00
www.phoenixcontact.com



MNR 52006391/2011-02-01/00 Printed in Germany © PHOENIX CONTACT 2011