

## End Barriers

End barriers are required to provide the necessary insulation for the last terminal block in a group.






Dimensions Width x Length x Height	For Use With	Color	Pkg Qty.	Cat. No.
0.08 x 1.14 x 2.03 in. (2 x 28.9 x 51.5 mm)	1492-L2, LG2	Grey	50	<b>1492-EBL2</b>
		Blue	50	<b>1492-EBL2-B</b>
		Yellow	50	<b>1492-EBL2-Y</b>
0.08 x 1.14 x 2.48 in. (2 x 28.9 x 63 mm)	1492-L2T, LG2T	Grey	50	<b>1492-EBL2T</b>
		Blue	50	<b>1492-EBL2T-B</b>
		Yellow	50	<b>1492-EBL2T-Y</b>
0.08 x 1.14 x 2.95 in. (2 x 28.9 x 75 mm)	1492-L2Q, LG2Q	Grey	50	<b>1492-EBL2Q</b>
		Blue	50	<b>1492-EBL2Q-B</b>
		Yellow	50	<b>1492-EBL2Q-Y</b>
0.08 x 1.15 x 2.34 in. (2 x 29.1 x 59.5 mm)	1492-L3, LG3, LKD3, L3P	Grey	50	<b>1492-EBL3</b>
		Blue	50	<b>1492-EBL3-B</b>
		Yellow	50	<b>1492-EBL3-Y</b>
0.08 x 1.20 x 2.54 in. (2 x 30.6 x 64.5 mm)	1492-L3T, LG3T	Grey	50	<b>1492-EBL3T</b>
		Blue	50	<b>1492-EBL3T-B</b>
		Yellow	50	<b>1492-EBL3T-Y</b>
0.08 x 1.20 x 3.11 in. (2 x 30.6 x 79 mm)	1492-L3Q, L3QS, LG3Q	Grey	50	<b>1492-EBL3Q</b>
		Blue	50	<b>1492-EBL3Q-B</b>
		Yellow	50	<b>1492-EBL3Q-Y</b>
0.10 x 1.06 x 2.8 in. (2.5 x 27 x 71 mm)	1492-L31P, 1492-LG31P	Yellow	50	<b>1492-EBL31P-Y</b>
	1492-L3T1P, 1492-LG3T1P	Grey	50	<b>1492-EBL3T1P</b>
		Yellow	50	<b>1492-EBL3T1P-Y</b>
0.08 x 1.20 x 3.11 in. (2 x 30.6 x 79 mm)	1492-L3Q2P	Grey	50	<b>1492-EBL3Q2P</b>
0.10 x 1.76 x 3.17 in. (2.5 X 44.7 x 80.5)	1492-LD32P	Grey	50	<b>1492-EBLD32P</b>
0.08 x 1.37 x 2.44 in. (2 x 34.85 x 62 mm)	1492-L4, LG4	Grey	50	<b>1492-EBL4</b>
		Blue	50	<b>1492-EBL4-B</b>
		Yellow	50	<b>1492-EBL4-Y</b>
0.08 x 1.37 x 3.31 in. (2 x 34.85 x 84 mm)	1492-L4T, LG4T	Grey	50	<b>1492-EBL4T</b>
		Blue	50	<b>1492-EBL4T-B</b>
		Yellow	50	<b>1492-EBL4T-Y</b>
0.08 x 1.37 x 4.13 in. (2 x 34.85 x 105 mm)	1492-L4Q, LG4Q	Grey	50	<b>1492-EBL4Q</b>
		Blue	50	<b>1492-EBL4Q-B</b>
		Yellow	50	<b>1492-EBL4Q-Y</b>
0.08 x 1.45 x 2.56 in. (2 x 36.95 x 65 mm)	1492-L6, LG6	Grey	50	<b>1492-EBL6</b>
		Blue	50	<b>1492-EBL6-B</b>
		Yellow	50	<b>1492-EBL6-Y</b>
0.08 x 1.45 x 3.54 in. (2 x 36.95 x 90 mm)	1492-L6T, LG6T	Grey	50	<b>1492-EBL6T</b>
		Blue	50	<b>1492-EBL6T-B</b>
		Yellow	50	<b>1492-EBL6T-Y</b>
0.12 x 1.67 x 2.89 in. (3 x 42.5 x 73.5 mm)	1492-L10, LG10	Grey	20	<b>1492-EBL10</b>
		Blue	20	<b>1492-EBL10-B</b>
		Yellow	20	<b>1492-EBL10-Y</b>
0.12 x 1.71 x 3.25 in. (3 x 43.5 x 82.5 mm)	1492-L16, LG16	Grey	20	<b>1492-EBL16</b>
		Blue	20	<b>1492-EBL16-B</b>
		Yellow	20	<b>1492-EBL16-Y</b>
—	1492-LAFB6	Black	50	<b>1492-EBLAFB6</b>
0.08 x 1.65 x 2.95 in. (2 x 41.9 x 75 mm)	1492-LD2, LDG2, LD2C, LDG2C	Grey	50	<b>1492-EBLD2</b>
		Blue	20	<b>1492-EBLD2-B</b>
		Yellow	20	<b>1492-EBLD2-Y</b>
0.08 x 1.87 x 2.85 in. (2 x 47.5 x 72.5 mm)	1492-LD3, LD3C, LDG3, LDG3C	Grey	20	<b>1492-EBLD3</b>
		Blue	20	<b>1492-EBLD3-B</b>
		Yellow	20	<b>1492-EBLD3-Y</b>
0.08 x 2.05 x 2.99 in. (2 x 52 x 76 mm)	1492-LD4, LD4C, LDG4, LDG4C, LD4DF, LD4DR, LD4RB..., LD4SS	Grey	20	<b>1492-EBLD4</b>
		Blue	20	<b>1492-EBLD4-B</b>
		Yellow	20	<b>1492-EBLD4-Y</b>

## End Barriers

Dimensions Width x Length x Height	For Use With	Color	Pkg Qty.	Cat. No.
0.20 x 0.94 x 1.31 in. (5.1 x 23.8 x 33.3 mm)	1492-LMP3, LMP3Q	Grey	50	<b>1492-EBLMP3</b>
		Blue	50	1492-EBLMP3-B
0.20 x 0.94 x 1.31 in. (5.1 x 23.8 x 33.3 mm)	1492-LM3, LM3Q, LMG3, LMP3E, LMP3QE	Grey	50	<b>1492-EBLM3</b>
		Grey	50	<b>1492-EBLMJ3</b>
0.06 x 0.97 x 1.38 in. (1.5 x 24.65 x 35 mm)	1492-LMJ3, LMJG3	Blue	50	1492-EBLMJ3-B
		Yellow	50	1492-EBLMJ3-Y
		Grey	20	<b>1492-EBLTF3</b>
0.06 x 2.32 x 4.35 in. (1.5 x 59 x 110.5 mm)	1492-LTF3	Grey	50	<b>1492-EBLS2-3</b>
0.06 x 2.69 x 1.77 in. (5 x 68.5 x 45 mm)	1492-LS2-3, LS2-3L, LSG2-3		50	<b>1492-EBLS2-4</b>
0.20 x 3.2 x 1.77 in. (5 x 81.5 x 45 mm)	1492-LS2-4, LS2-4L, LSG2-4		20	<b>1492-EBLDAG3</b>
0.06 x 1.81 x 3.74 in. (1.5 x 46 x 95 mm)	1492-LDAG3, LDG3P		20	<b>1492-EBLC3</b>
0.10 x 1.04 x 1.81 in. (2.5 x 26.4 x 46 mm)	1492-LC3		20	1492-EBLDC3
0.10 x 1.65 x 2.72 in. (2.5 x 41.85 x 69 mm)	1492-LDC3		20	<b>1492-BSPJLD3N</b>
—	1492-LDG3ND, LD3N, LDG3N		20	1492-BSPJLD3N-B
—	1492-LDG3ND, LD3N, LDG3N		20	

## End Anchor/End Retainers

End anchors and end retainers mount at both ends of a group of terminal blocks to add rigidity to the terminal assembly and prevent sliding along the rails.

Photo	Dimensions Width x Length x Height	Tightening Torque	Markers	For Use With	Color	Pkg Qty.	Cat. No.
	0.31 x 2.20 x 1.85 in. (8 x 56 x 47 mm)	4.4 lb•in (0.5 N•m)	1492-M7X12 1492-M8X5	199-DR1, 199-DR2, 1492-DR4, 1492-DR5, 1492-DR6, 1492-DR7, 1492-DR8, 1492-DR9	Grey	100	<b>1492-EAJ35</b>
	0.48 x 2.20 x 2.48 in. (12.2 x 56 x 63 mm)	4.4 lb•in (0.5 N•m)	1492-M7X12 1492-M5X5	199-DR1, 199-DR2, 1492-DR4, 1492-DR5, 1492-DR6, 1492-DR7, 1492-DR8, 1492-DR9	Grey	50	<b>1492-EAHJ35</b>
	0.31 x 1.06 x 1.06 in. (8 x 27 x 27 mm)	3.5 lb•in (0.9 N•m)	1492-M5X5	1492-DR3	Grey	50	<b>1492-EAJ15</b>
	0.24 x 2.19 x 1.63 in. (6 x 55.6 x 41.5 mm)	—	1492-M5X10 1492-M5X5	199-DR1, 199-DR2, 1492-DR4, 1492-DR5, 1492-DR6, 1492-DR7, 1492-DR8, 1492-DR9	Grey	20	<b>1492-ERL35</b>
	0.20 x 0.96 x 0.75 in. (5 x 24.5 x 19 mm)	—	1492-M5X10 1492-M5X5	1492-DR3	Grey	20	<b>1492-ERL15</b>